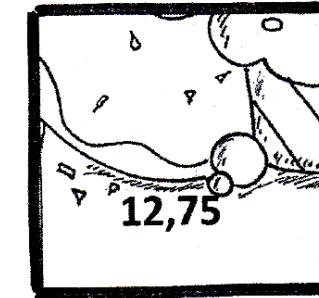













Scopri il valore di ogni percentuale e ricomponi il puzzle



| | | | |
|----------------|----------------|----------------|----------------|
| 50 % di 120 | 25 % di 70 | 20 % di 86 | 60 % di 190 |
| 74 % di 24 | 10 % di 220 | 18 % di 32 | 55 % di 130 |
| 85 % di 50 | 15 % di 85 | 70 % di 140 | 10 % di 100 |